

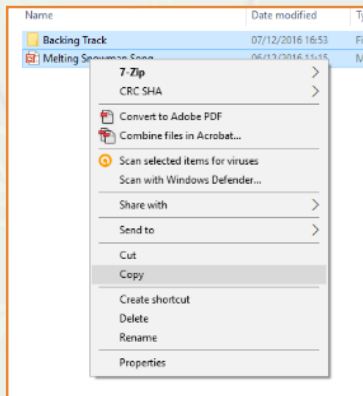
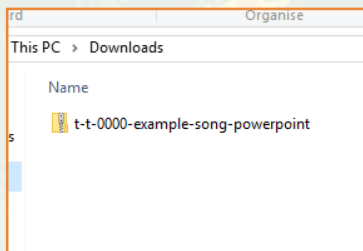
Butterfly Life Cycle



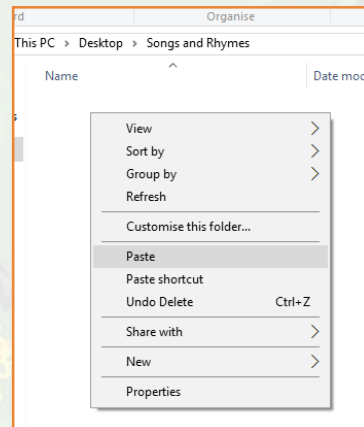
twinkl

Guidance for Video/Audio in PowerPoints

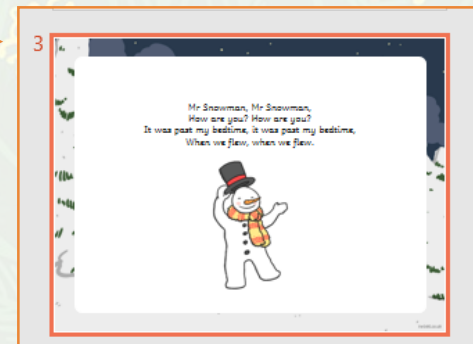
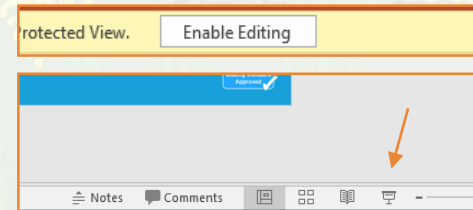
1. Open the folder and copy all the files.



2. Paste the copied files into a new folder.



3. Open the PowerPoint file, enable editing and enter presentation mode (start the slide show).



Please note the embedded audio may not be compatible with early versions of PowerPoint.

You may wish to delete this slide before beginning the presentation.

Butterfly Life Cycle

The butterfly lays her eggs onto a leaf.
These can be round, oval or cylindrical.



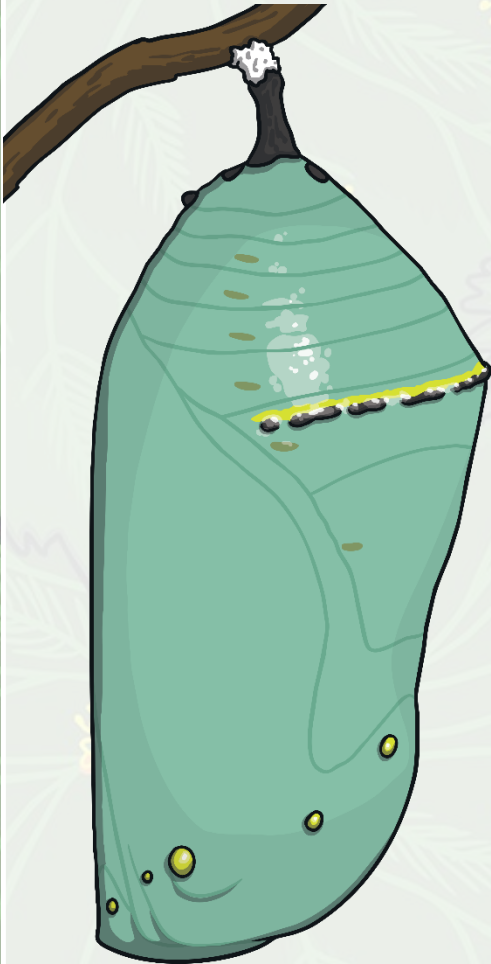
Butterfly Life Cycle

The larva (caterpillar) hatches and works on eating the plant it was born on to grow.

It will shed its skin several times.



Butterfly Life Cycle




The caterpillar undergoes a process called **metamorphosis** inside its **chrysalis** or **pupa**, where it is rapidly changing.

Butterfly Life Cycle


The fully formed butterfly emerges, dries its wings and then flies off to seek out a mate!



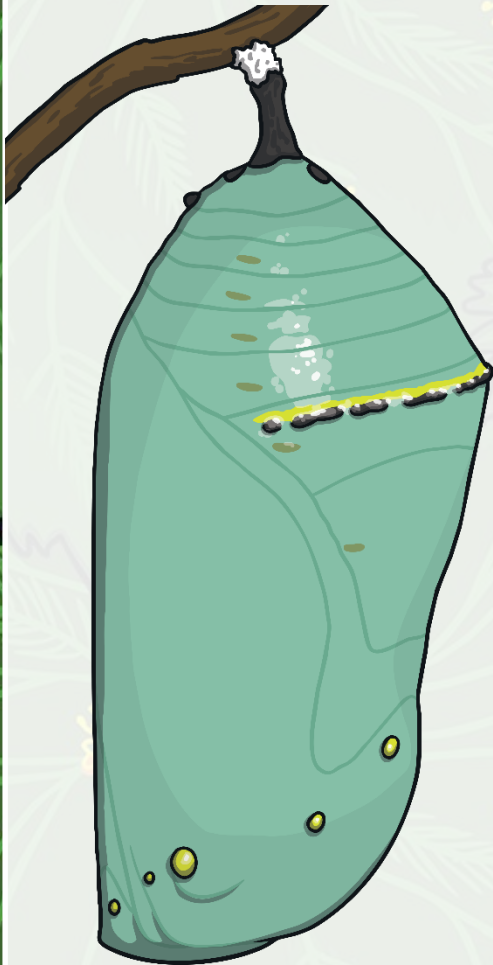
Butterfly Life Cycle Video



Butterfly Life Cycle



Some Interesting Facts



- Butterflies taste with their feet.
- Butterflies are cold blooded and cannot fly or function properly if their body temperature falls below 13°C.
- Butterflies mostly live on liquid from nectar, plants or even dung!
- They tend to live for around 2-4 weeks after emerging from their chrysalis.



twinkl